

# **Guide for International students at**

## **AgroSup Dijon**

**2014 / 2015**



# Welcome to AgroSup Dijon !

## A word from the Director



**Claude BERNHARD**  
Director General

Dear students from AgroSup's partner institutions,

Welcome to AgroSup Dijon! - *Institut National Supérieur des Sciences Agronomiques, de l'Alimentation et de l'Environnement* (Higher National Institute of Agricultural Sciences, Food and the Environment).

AgroSup Dijon possesses general expertise in all fields relating to the agricultural and food sectors. Our Institute was established in March 2009 as a "*Grand Etablissement*" under dual authority: the Ministry of Higher Education and Research and the Ministry assigned to Agriculture. It is affiliated with the University of Burgundy. In addition, at the heart of its functions lies an orientation towards technical education, grouped around the *Eduter* Institute.

Our main purpose is to offer broad-based and multidisciplinary training for future engineers and civil servants so they are operational immediately and capable of adapting throughout their lives. Job opportunities lie in private companies, local authorities, state agencies and public institutions. Research at AgroSup Dijon aims to produce a body of knowledge and to impart and promote this through its units categorised as follows: territories, environment, agro-ecology, food processing, nutrition, sensorality, health and through socio-technical innovation and professionalism. The establishment stands out from others by the emphasis that is given to social sciences and humanities in the approach to these issues.

At a regional level, AgroSup Dijon is a founding member of the *Polytechnicum* which comprises all engineering and management schools in Burgundy - Franche-Comté as well as the PRES (Burgundy/Franche Comté Research and Higher Education Centre) and the *Université Bourgogne - Franche Comté*. At a national level, we are members of the *Conférence des Grandes Ecoles* (CGE) and are active in many European and international networks.

In terms of schooling AgroSup Dijon not only offers an exceptional work environment but also, with around fifteen student associations, numerous opportunities for personal development, cultural activities, humanitarian work and sports. Dijon and its fantastic location in the heart of Burgundy lend itself to a rich and lively life which leaves a lasting impression on all those who have tried it out.

So to all those who are joining us, I wish you a successful time at AgroSup Dijon and fulfilment through your studies!

## Contents

- I. Presentation of AgroSup Dijon
  
- II. Your preparation before coming to France
  1. Applying to AgroSup Dijon
  2. French lessons
  3. Visas
  4. Reservation of your accommodation
  5. Health Insurance
  
- III. Your arrival in Dijon
  1. Coming to Dijon
  2. Bank account
  3. Administrative Steps
  4. Your Health in Dijon
  
- IV. Your life in Dijon
  1. Transportation in Dijon
  2. Practical information
  3. Culture and leisure
  4. Useful contacts

## Presentation of AgroSup Dijon



### Presentation of the institution

AgroSup Dijon is one of the first public "Grands Établissements" for the training of engineers in the fields of agronomy and agri-food in France. It is part of the French Ministry of Food, Agriculture and Forestry, and of the Ministry of Higher Education and Research. AgroSup Dijon offers a range of Master's Degrees and PhD accredited with the University of Burgundy in Food Sciences, Agroecology, Economy and Educational sciences. It also delivers advanced Masters from the "Conférence des Grandes Ecoles".

### The French "Grandes Ecoles" System

The Higher Education system in France includes universities and other institutions called the "Grandes Ecoles". The "Grandes Ecoles" are the best rated pathways for higher education in Engineering and Management. The vast majority of the chief executives in major French companies and of top managers in the French Administration are graduates from the "Grandes Ecoles". French Higher Education is characterised by the coexistence of two systems: Universities and the Grandes Ecoles. Over the years, the Grandes Ecoles have proven their efficiency and adaptability in training engineers and managers for business. The degrees awarded by the Grandes Ecoles have the same status as public university degrees and are monitored by the French Ministry of Education. The Grandes Ecoles are small to medium sized institutions which have solid financial and administrative backing, are highly selective, provide high quality education and maintain close ties with the corporate world. The Grandes Ecoles are also known for fostering a "team spirit" which unites the students in each class of each school. After they graduate, they are reunited in active alumni networks which successfully help young graduates start their careers in France or abroad.

# Before coming to France...

## 1. Applying to AgroSup Dijon

### For Degree-seeking students

International students who have completed four years of university-level scientific studies (240 ECTS) may apply to attend a degree-seeking programme. A good level of French is required however (level B2).

Please see information about the courses on our web site:

<http://www.agrosupdijon.fr/courses.html?L=1>

### For International Exchange Students

International students from AgroSup Dijon's partner universities are welcome to spend one or two semesters as exchange students either to:

- Take courses in the 2<sup>nd</sup> or 3<sup>rd</sup> year (level 4 or 5) of the "Diplôme d'Ingénieur" - Engineering diploma programme during the autumn semester.
- Carry out a research project/internship 2<sup>nd</sup> or 3<sup>rd</sup> year (level 4 or 5) within one of AgroSup Dijon's laboratories during the spring semester.

The European credit transfer system (ECTS) is in place, allowing visiting students to have the period of training at AgroSup Dijon recognized by their home university.

Please see information about the courses on our web site:

<http://www.agrosupdijon.fr/international>

\* Contact

[international@agrosupdijon.fr](mailto:international@agrosupdijon.fr)

## 2. French language skills

A good knowledge of French is required to attend the courses. An intensive French language course can be proposed in partnership with the French language center during the summer prior to the start of the courses. French language courses are also possible during the semesters.

### CIEF (Centre International d'Études Françaises)

Centre International d'Études Française (CIEF) is aimed at foreign students who want to learn French and French Culture. CIEF is located in Burgundy University Campus.

If you need more information, you can contact the CIEF.

#### **CIEF (Centre International d'Études Françaises)**

Maison de l'Université - Esplanade Erasme

BP 87874

21078 DIJON CEDEX – France

**In English** Tel: (+33) (0)3 80 39 35 60

Email: [cief@u-bourgogne.fr](mailto:cief@u-bourgogne.fr)

<http://cief.u-bourgogne.fr/>

## 3. Visas

If you are a national of the EU (European Union), Andorra or Switzerland, you do not need a visa to study in France.

\* If you reside in the country of EU but you are not a national of the EU, it is the consulate of France in your country of residence will give you a "student" visa.

\*The students who will stay in France for more than 3 months must obtain a visa marked « student residence » at the Consulate of France (except for visa-exempt countries) before leaving their country.

### The short-stay visa

The new community visa code provides common rules for the granting of short-stay visas within the Schengen area. There are two types of short-stay visa:

- Airport transit visas allow the holder to move through the international terminal of an airport but not to leave it. This visa does not apply to all nationalities.
- Uniform visas (valid throughout the Schengen area) authorize stays of up to 3 months within a given 6-month period. The number of days that the holder may spend in the Schengen area is specified on the visa sticker, along with the dates of validity of the visa, which may be up to 5 years provided the applicant's passport remains valid for that long (community visa code, article 24).

## Obtaining a Schengen visa

France's consular authorities are responsible for examining visa applications. Applications must meet the following conditions:

- An application form must be completed, signed, and submitted together with a valid passport and a photograph.
- The visa fee must be paid.
- Where applicable, biometric identification data must be collected (community visa code, article 11 and following).

Applicants must present to the consular authorities proof of the purpose and circumstances of their visit, including evidence that they possess sufficient financial means and have a place to live.

Applicants must also provide information that demonstrates their intention to leave the Schengen area on or before the expiration date of the visa (visa processing manual, article 6.2).

Applicants must have medical insurance that is valid during travel with a minimum coverage of €30,000 (community visa code, article 15).

\* Europe Schengen: Sweden, Portugal, Netherlands, Norway, Luxembourg, Italia, Island, Greece, France, Finland, Spain, Demark, Belgium, Austria, Germany, Malta, Estonia, Latvia, Lithuania, Hungary, Poland, Czech Republic, Slovakia, Slovenia, Suisse

\* More information at [www.visa-schengen.info](http://www.visa-schengen.info)

## The long-stay visa

In most cases, the extended-stay visa with residency permit (VLS-TS) is valid for 1 year, "except in circumstances calling for the issuance of a visa with a shorter period of validity, as in the case (...) of some students."

When the VLS-TS visa is issued, the consulate will give the applicant an official form (with instructions) that the applicant must present to the French office of immigration and integration (OFII).

Holders of the VLS-TS visa no longer have to obtain a residency permit from the prefecture having jurisdiction over their place of residence in France, but they do have to report to the OFII and complete several administrative formalities.

Specifically, a VLS-TS holder must, upon arriving in France, send to the OFII by registered mail (return receipt requested):

- The official form received from the consulate that issued the visa.
- A copy of passport pages showing the visa holders identity and the stamp indicating entry into France (or into the Schengen area).

Upon receipt of these documents, the local office of the OFII will send the visa holder, by regular mail to the address provided by the visa holder, a letter acknowledging receipt of the form and possibly asking the holder to report for a medical examination if such an examination was not performed in the holder's country of origin or upon entering France.

In all cases, a tax of €58 must be paid by purchasing a tax stamp marked "OMI" or "ANAEM."

\* The stamp may be purchased:

- online at [www.timbresofii.fr](http://www.timbresofii.fr)
- in certain shops that sell tobacco products (Tabacs)
- at tax offices.

Algerian students applying for their first 1-year “residency certificate” are also subject to this tax. However, because they do not obtain an extended-stay visa with residency permit, they may not use the virtual stamp purchased online. Instead, they must purchase the paper version.

**\*\*\* You must go through the Campus France procedure if you reside in one of the following 32 countries**

Algeria	Argentina	Benin	Brazil	Burkina Faso	Cameroon
Chile	China	Colombia	Comoros	Congo (Brazzaville)	Cote d'Ivoire
Gabon	Guinea	India	Indonesia	Japan	Lebanon
Madagascar	Mali	Marocco	Mauritius	Mexico	Peru
Senegal	Russia	South Korea	Taiwan	Tunisia	Turkey
USA	Vietnam				

À revoir\* **ATTENTION: You have to create your file directly by web site:**  
<http://www.campusfrance.org/en/page/cef-procedure-create-your-file>

**Application required before 31st March**

\* It is strongly advised to check with the Consulate of France in the country where you reside to know in detail the conditions of stay.

- **If you reside in another country**

International students wishing to enroll in the first or second year at a university are required to use the so-called DAP procedure, under which the student must complete an application for preliminary admission obtained from the culture and cooperation office of the French embassy in the student's country. The student may not apply for a visa until he or she receives from the embassy a certificate of preliminary admission.

Students who are not seeking to enter the first or second year at a university or school of architecture may contact the institutions of their choice to obtain a certificate of preliminary admission. With such a certificate in hand, the prospective student may submit to the French consulate his or her application for an extended-stay visa, along with any supporting documents required by the consulate.

\* More information at [www.campusfrance.org](http://www.campusfrance.org)

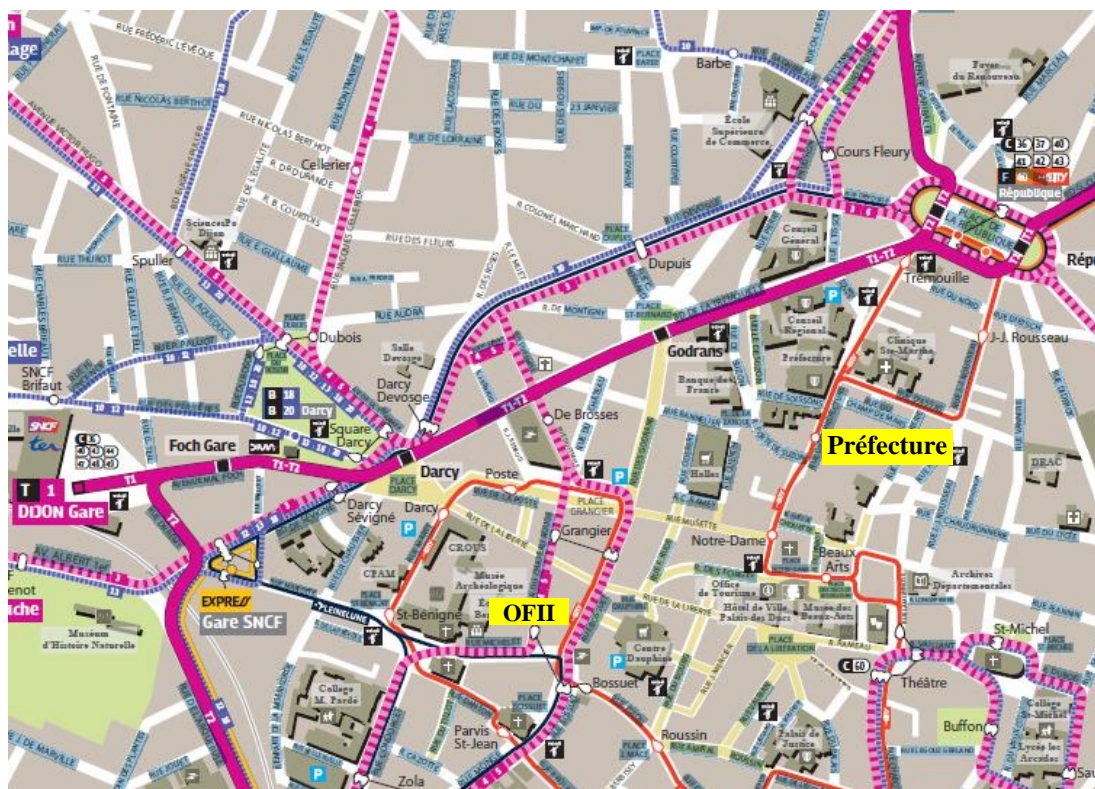
#### **Upon arrival in France**

You have to contact to the **OFII (Office Français de l’Immigration et de l’Intégration: French Office for Immigration and Integration)** (see below)

## 📍 “Carte de séjour” : Residence Permit

If you want to stay in France, you have to present **an application for a residence permit** within 2 months prior to the expiry of your visa. You can apply at the “Préfecture” or sub-Préfecture of your town.

<p><b>OFII (DIJON)</b></p> <p>14 b, rue du chapeau rouge 21000 Dijon <a href="http://www.ofii.fr">www.ofii.fr</a> Email : <a href="mailto:dijon@ofii.fr">dijon@ofii.fr</a> Tel : 03 80 30 32 30 Hours: 8:30 – 12:00 / 13:30 – 16:30</p> <p>* Stop of bus 5 : Bossuet</p>	<p><b>Préfecture de Côte d’Or (DIJON)</b></p> <p>53 rue de la Préfecture 21041 DIJON Cedex <a href="http://www.cote-dor.pref.gouv.fr">www.cote-dor.pref.gouv.fr</a> Tel : 03 80 44 64 00 Hours: 9:00 – 12:00 / 13:00 – 17:00</p> <p>* Stop of Tram : République</p>
----------------------------------------------------------------------------------------------------------------------------------------------------------------------------------------------------------------------------------------------------------------------------------------------	-------------------------------------------------------------------------------------------------------------------------------------------------------------------------------------------------------------------------------------------------------------------------------------



## 4. Accommodation

✚ Before your arrival in France, you have to find your accommodation and make the reservation directly. You have several possibilities of accommodation according to studies you have chosen.

### For Exchange students

- You can ask for accommodation at AgroSup Dijon's "MAGON" résidence
- Website: <http://www.agrosupdijon.fr/vie-etudiante/hebergement.html>
- You can ask for accommodation at the University Residences (CROUS)
- Email: [hebergement@crous-dijon.fr](mailto:hebergement@crous-dijon.fr)
- Website: <http://www.crous-dijon.fr/index.php/hebergement/residences-crous/hebergement-sur-dijon>

### For studies that deliver a degree in engineering or the "MaTéa" master degree

- You can ask for accommodation at AgroSup Dijon's MAGON résidence
- Website: <http://www.agrosupdijon.fr/vie-etudiante/hebergement.html>
- You can ask an accommodation at University Residences (CROUS)
- Email: [hebergement@crous-dijon.fr](mailto:hebergement@crous-dijon.fr)
- Website: <http://www.crous-dijon.fr/index.php/hebergement/residences-crous/hebergement-sur-dijon>

### For PhDs or specialised Master degree students

- You can ask for accommodation at the University Residences (CROUS)
- Email: [hebergement@crous-dijon.fr](mailto:hebergement@crous-dijon.fr)
- Website: <http://www.crous-dijon.fr/index.php/hebergement/residences-crous/hebergement-sur-dijon>

### ✚ AgroSup Dijon's Magon résidence



### Other accommodation in Dijon

- **International Residence of the students**

4/6 Rue Maréchal Leclerc  
21000 DIJON

### Temporary Accommodation

- **CRI (Centre de Rencontre Internationales et de séjour Dijon)**

1, avenue Champollion  
21000 DIJON  
Tél: 03 80 72 95 20

## 5. Health Insurance

### French Health insurance (sécurité sociale)

As part of your enrollment in an institution of Higher Education or French for an internship, you are required to show proof of your social protection for the duration of the academic year or you join the Student Social Security system. This social protection allows you to benefit from the French Social Security system as a student and obtain the support of medical care.

Social Security (MANDATORY) covers about 70% of health care costs, additional health insurance (Mutuelle) covers about 30% remaining.

- **European students**

If so, you do not need to make a social security registration. You must, however, ask for a free European health insurance card in your home country. This will allow you to be reimbursed for the medical spending. You are strongly advised to take out additional health insurance.

- **Non-european students**

In most cases you will be subject to the French social security system. Registration at a student social security centre is compulsory. You do not have to carry out this procedure yourself.

It entitles you to refunds for your medical expenses throughout your entire academic year (at a rate of 70% for visits to the doctor and purchases of pharmaceutical products prescribed by the doctor)

You will need to join the French student social security when you register for an approximate amount of € 210/year to study in France between October 1 and September 30 of the following year.

#### **EXCEPT,**

- If you stay in France less than 3 months or if you arrive in France before 1 October of the academic year
  - ➔ You can take out private insurance in your country. The health insurance certificate must be written in French or English and specify that it is a period of study (not a tourist insurance) abroad.
  - ➔ You can take a specific "foreign student" health insurance in Dijon including the student social security and mutual for a cost of 50 € / month

**\* Important: If you are older than 28 years old (on 1 October 2014), you can no longer claim the Student Social Security, and you should join a private insurance.**

\*Examples of Health Insurance for students:

**LMDE (La Mutuelle Des Etudiants)**

33 rue Nicolas Bornier  
21000 DIJON  
[www.lmde.com](http://www.lmde.com)

**SMEREB**

11 ter Boulevard Voltaire  
21000 DIJON  
[www.smereb.fr](http://www.smereb.fr)

### Additional Health Insurance (optional)


A mutual complementary is not mandatory whereas with Social Security is mandatory. It will cost between 60 and 550 € per year depending on the options selected.

#### Carte Vitale



After your enrollment of the French social security card, you will receive a French health insurance card -"Carte vitale" which you must present each time you go to the doctor and pharmacy. It allows you to be reimbursed quickly.

You will receive your Carte Vitale after you sign up. Your insurance company will take charge of the social security reimbursement, so you will only have to send the medical papers to your insurance company if you forget your Carte Vitale. Doctors are now fully equipped to scan this magnetic card, which enables the use of electronic medical receipts. The reimbursement will then be transferred directly to your bank account.

 More information at [www.ameli.fr](http://www.ameli.fr)

## Going to the doctor



In France, you need a family doctor in order to be reimbursed. You must ask a declaration of choice of doctor when you will see the doctor at first time. This will allow you to have a 70% reimbursement, if the attending physician's statement was not taken into account, you will be refunded less the consultation

## The University Department of Preventive Medicine

A multidisciplinary team serving students for everything concerning compulsory medical examinations and health of students.

- **Composition of service**
- A medical director
- Two GPs
- A gynecologist
- A marriage counselor
- Psychologist

\* This service is free for students

\* You must visit to make an appointment.

\* Opening hours: Monday to Friday from 8:30 to 17:30 without interruption (except Wednesday from 8:30 to 16:30) (closed on Saturdays, Sundays and holiday periods)

### **Médecine Préventive Université**

Tel: 03 80 39 51 53

Secretariat: 03 80 39 51 54

Fax: 03 80 39 51 58

6a, rue du Recteur Marcel Bouchard – Dijon

### **SUMPPS Dijon > Emergency Call**

75.06 d'un poste interne

03 80 66 14 68 (a privat post)

Not in business hours, the call will be switched automatically to the UAS.

\* More information by <http://www.u-bourgogne.fr/-Prevention-sante-.html>

### In case of an Emergency in Dijon

Dijon hosts a SAMU (Service d'Aide Médicale Urgente: Emergency Medical Service Help), CHU (Centre Hospitalier Universitaire) and several clinic centers.

- **CHU (Centre Hospitalier Universitaire)**

- L'Hôpital du Bocage (2 bd Maréchal de Lattre de Tassigny)

- **Doctors and Pharmacies on call**

- Doctor on call: 03.80.40.28.28 (every night of the week from 19:30 to 8:00, Saturday from 12:30 to 20:00 and Sunday from 8:00 to 20:00).

- SOS Medecins Dijon: 03.80.59.80.80

- SOS 21 – Visits and Emergency Medical: 03.80.78.68.68

### The Emergency Numbers

- European emergency number : 112
- SAMU (Service d'Aide Médicale d'Urgence = Emergency Medical Service Help) : 15
- Police : 17
- Fire : 18
- Poison Control Center : 03 80 29 37 97

# Getting to Dijon

## 1. Coming to Dijon

### ✚ Take the train to Dijon from Paris

You can take the train directly from the Charles de Gaulle Airport, but there is only one train per day. If not, you can take the TGV (1 hour 35 minutes) from the “**Paris Gare de Lyon**” train station to **Dijon**.

\* **With the exception of the e-ticket, don't forget to validate your train ticket using the machine (yellow boxes) before boarding your train.**

\* **More information at [www.voyages-sncf.com](http://www.voyages-sncf.com). You can buy the train ticket on the web site.**

### ✚ How to get to « Paris Gare de Lyon » from the airport « Charles de Gaulle »?

#### By bus (“Les Cars Air France”)

\* **Where?** From Terminal 1 and Terminal 2

- Terminal 1 : Gate 32 (Departure level)
- Terminal 2A + 2C : Gate 2 (Terminal 2C)
- Terminal 2B + 2D : Gate 1 (Terminal 2B)
- Terminal 2E + 2F : Gallery linking the two terminals

\* **How?** **Line bus n° 4: CDG <> Paris-Gare de Lyon <> Paris-Gare Montparnasse**

- Runs everyday, every 30 minutes.
- Duration : 60-75 minutes depending on traffic
- Price : 17 € (adulte)

#### By subway RER (Réseau Express Régional)



### ✚ How to get to « Paris Gare de Lyon » from the airport « Orly »?

#### By shuttle bus « Navette Orlyval »

\* **Departing from shuttle « Navette Orlyval » to subway station « Antony »**

\* **Where?**

- South Orly: Orlyval, Exit K

- West Orly: Exit A, Departure level.

« Frequency of shuttle »

- Every 4 to 8min. from 6h to 23h

- Duration: about 25min.

\* Price: 8,70 €



\* More information by [www.aeroportsdeparis.fr](http://www.aeroportsdeparis.fr)

### How to get to «AgroSup Dijon» from « Dijon train station»?

#### a. TRAM

- You can take the **Tram 1 (direction Quetigny Centre)** at Dijon **Station** and get off the stop «**Erasmus**».

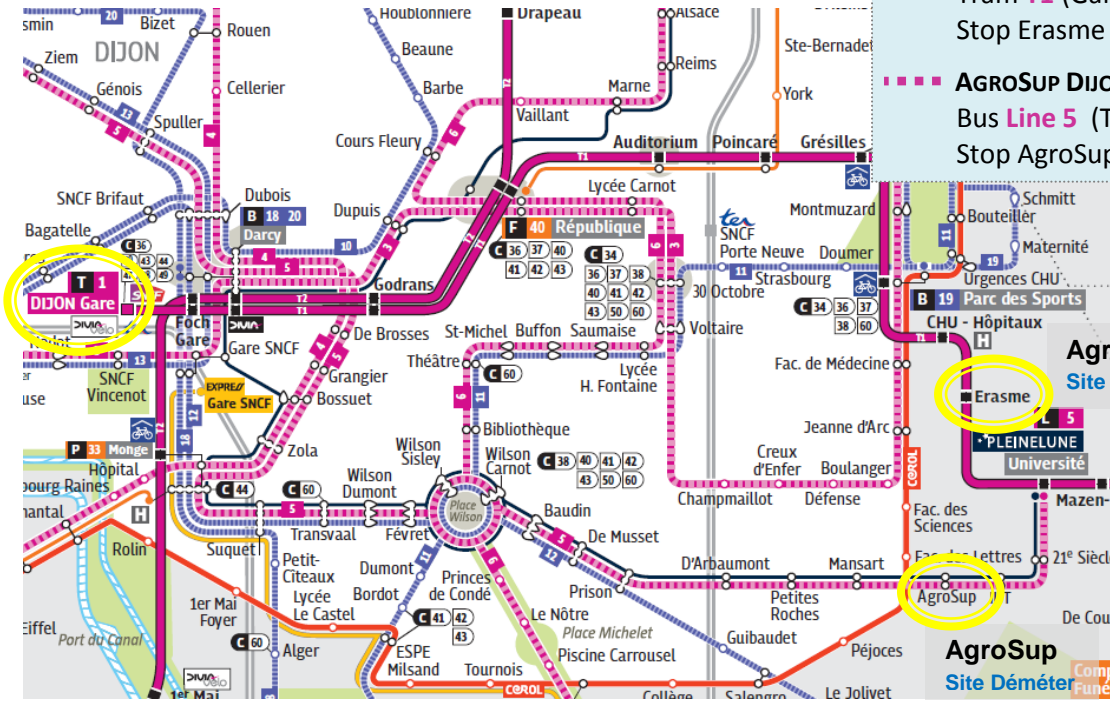
- 1 hour PASS (1,50 €) payment by cash and credit card with distributor in the Tram station.

\* Each Tram runs every 5 to 7 min. Monday to Saturday from 5h30 to 00h45. The time table is different on Sunday: runs 10 to 15 min for going to the University Campus.

#### b. BUS

- You can take the Bus 5 (direction to Universty) Place Darcy: every 8 min. Monday to Saturday from 5h30 to 00h45. The time table is different on Sunday.

- Price : 1.50€ to pay directly in the bus



**AGROSUP DIJON - SITE EPICURE**  
 Tram **T1** (Gare/Quetigny Centre)  
 Stop Erasmus

**AGROSUP DIJON - SITE DEMETER**  
 Bus **Line 5** (Talent Dullin/Campus)  
 Stop Agrosup

**AgroSup Site Epicure**

**AgroSup Site Déméter**

## 2. Bank account

### Open a bank account

During your stay in France, you will need to open a bank account, the currency is the Euros in France.

### A bank account with your name in France is a necessity

An International credit card is not enough to live more than 3 months in France. As a student, you can benefit from housing assistance and be covered by the student health insurance, etc.

### Why you need a bank account with your name?

- Housing Aid, Social Security reimbursements are automatically transferred directly into a bank account.
- You need a checkbook to pay your rent or electricity.
- You can also choose to pay by automatic payment with your account or by credit card

### Most often used to pay in France

- The credit card for purchases in store
- Cheques or automatic payment for gas, electricity, etc.
- Cash

### How open the bank account?

You have to present:

- your identity : passport or identity card
- your residence permit
- your residence proof : including your address  
(This can be a rent receipt, a telephone bill, electricity bill or gas bill.)
- a certificate of attendance or student card
- documents proving your income potential

\* Once the account is opened, you will receive a chequebook (usually free) and a credit card in 10 days.

\* **Tip:** Check with your usual bank, if it is associated with a French network (partner bank) which can facilitate your transactions on arrival.

### Banks near AgroSup Dijon

**Banque Populaire Dijon Université** (03 80 68 02 70)

93, boulevard Mansart, 21000 Dijon

Monday (08:25-12:05 / 13:25-18:05), Tuesday to Friday (08:25-12:05 / 13:40-18:05)

**LCL Dijon Université** (03 80 65 05 81)

25, boulevard Gabriel, 21000 Dijon

Monday (13:45-18:00), Tuesday to Friday (09:00-12:30 / 13:45-18:00)

**SOCIETE GENERALE Agence de Dijon Facultés** (03 80 67 43 43)

50, Bd Jeanne d'Arc, 21000 Dijon

Tuesday to Friday (09:00-12:55 / 14:00-18:00), Saturday (8:30-12:00)

### 3. Other Administrative steps

#### Civil liability (please note: it can be either just for courses or for the whole of your activities)

At the time of registration, you will be asked for a certificate of insurance covering civil liability. It is the obligation to repair the damage that has been caused to others. It is generally included in the Accommodation Insurance.

#### Accommodation Insurance

You have to ensure your accommodation in case of theft, fire or other accidents. The insurance can be taken from the student social security (LMDE, SMEREB), your bank or any other private insurance. The price varies depending on the size of your room (from 24€ to 110€ per year).

**\* After you have your insurance, you must present one copie of the insurance to the International Relations Office - DREI (Direction Relation Europe et International).**

#### Housing aid

Anyone residing in France, whatever their nationalities may receive housing aid.

- **Conditions**

You must have proof of a residence permit for non-EU students or the form of the European health insurance for citizens of the European Union. Be clear on your request, the type of accommodation you occupy: this is very important for the calculation of your rights. Obtaining this aid is not systematic; it is given as a function of rent and income received in the previous year. To get it, you must make an application to the **Caisse d'Allocations Familiales (CAF)(Family Allowances Fund)** and **have a bank account in France.**

- **How to apply :**

The first step is to visit the website [www.caf.fr](http://www.caf.fr) in order to complete an online application form for housing aid. You must then get all the necessary supporting documents.

- Application form filled housing aid with signed and dated
- Proof of education
- Proof of identity
- Certificate of insurance or copy of the European Health Insurance Card
- Copy of your birth certificate
- Residence permit for non-european
- RIB (Bank details)

**Caisse d'Allocations Familiales(CAF)**

8 boulevard Clémenceau, 21000 Dijon

Website: [www.dijon.caf.fr](http://www.dijon.caf.fr)

Telephone: + 33 (0)3 80 70 40 40

Monday to Friday from 8:00 to 16:00

## Living in Dijon

Dijon is the capital of Burgundy. It is an art and culture centre in the heart of a region renowned for its wines and gastronomy and is dedicated to activities that (ATV, hiking, climbing, paragliding, water sports)

- 1h30 to the nearest ski resorts
- 1h35 to Paris by TGV
- 3h30 to the mediterranean sea

### 1. Transport in Dijon

Dijon has 20 bus lines and 2 tram lines.

#### The card bus and tram « MOBIGO »

You can visit the **Divia Agency (16 Place Darcy) Place Grangier in Dijon** to establish your transport card

- Divia Agency : 16, place Darcy - 21000 Dijon
  - with distributor at Tram station
  - directly by online shop <https://boutique.divia.fr/>
- 
- **Fares** (rates on 01.07.2013)
    - PASS 1 Hour 1,50 €
    - PASS 7 days : 10,50 €
    - PASS 1 month: 25,50 € (18-25) / 34 € (26 +)
    - PASS 12 month: 267,75 € (18-25) / 357 € (26 +)

\* More information by [www.divia.fr](http://www.divia.fr)

#### Rental bikes

Currently, Dijon offers 165kms of bike paths.

- **Divia Vélo**

You can have a rental contract with Agency Divia (16 place Darcy in Dijon) and the shop of Ter / Transco / Divia train station in Dijon

- **Required documents**
  - Short term: identification (identity card, passport, family book, residence permit)
  - Long term: a cheque for 250 € (or 175 €) as a deposit guarantee

\* More information by <http://www.divia.fr/531-Le-Velo.html>

- **La bécane à Jules :**

The association “Bécane Jules” offers its members the service for rental repair and maintains their bikes.. For the beginners, the Bécane Jules offers tips and tools: the idea has already attracted no less than 1000 members!

**La Bécane à Jules (17 rue de l'île à Dijon)**  
 Monday, Tuesday, Thursday, Friday : 17h > 19h30  
 Wednesday : 15h30 > 19h30  
 Saturday : 10h > 16h  
 03 80 49 18 06  
 contact@labecaneajules.fr

\* More information by [www.labecaneajules.fr](http://www.labecaneajules.fr)

## 2. Practical Information

### Internet and Email



After your enroll, you will be issued:

→ a **Multiservice Card of AgroSup Dijon which allows you to profit many services** (CROUS restaurant, access to Médiadoc, access to photocopiers...)

→ a **certificate of attendance** (make copies if necessary)



You will have an access code intranet AgroSup Dijon and you can check your schedule, useful information about school life....

You will also have a FIRST CLASS email account which you should check regularly. You will have a presentation of these two tools upon your arrival at Dijon AgroSup.

\* Useful information about academic schedules, groups TD and exams notices are posted on both sites and also available on the intranet AgroSup Dijon <http://intranet.asd.local/>  
 Follow "resources", "application portal" then enter your username first class, schedule ADE, consultation training.

## Library

- **MEDIADOC**

**Located in the AgroSup Dijon South campus** Médiadoc, the documentation service is a useful teaching resource which draws on state of the art information and communication technologies. The two-story documentation centre has grown and developed along with the courses given: in the fields of agriculture, agronomy, the environment, food and agri-food technology. Mediadoc offers you the use of a 1,400 m<sup>2</sup> reading room.

**\* In the room, you may use:**

- twelve publicly accessible computers + wifi access
- four individual cubicles with computers, to prepare for the TOEIC online
- two photocopy machines (card required), and a scanner
- a press section



Tel : 03 80 77 25 28  
Email : [mediadoc@agrosupdijon.fr](mailto:mediadoc@agrosupdijon.fr)

- Open :  
Monday to Thursday (09h-19h), Friday(09h-18h),  
School Holiday (09h-12h30 / 13h30-18h)

- Closed :  
1 week of Christmas and 3 first week of August

- **Library of University of Burgundy** <http://scd.u-bourgogne.fr>  
Located on the university campus
- **Municipal library of Dijon** [www.bm-dijon.fr](http://www.bm-dijon.fr)  
Located on the center of Dijon

## UNIVERSITY RESTAURANTS (CROUS)

- Students ticket price for the academy year of 2013-2014 : **3,15 €**

<b>MANSART</b>	<i>Campus</i> 94 bd Mansart	Monday to Friday: <b>from 11:30 to 13:30 / from 18:30 to 20h00</b>
<b>MONTMUZARD</b>	<i>Campus</i> 8b rue Recteur Marcel Bouchard	Monday to Friday: <b>from 11:20 to 13:45</b>

- 1 baguette: 0,85€
- 1kg of rice: 2,00 €
- 1 kg de pasta: 1,50€
- 1 litre of milk: 0,80 €
- Passport photos: 5 € les 5
- Self-service laundry: ≈ 5 €
- Coffee: 1,50 €

✚ : **InsiDijon** (Association of International students)



#### Association ESN InsiDijon

Bureau 108 Maison de l'étudiant Esplanade Erasme,  
 Université de Bourgogne BP 27877-21078 Dijon Cedex  
 - email : insidijon@ixsen.fr  
 - Tél : 03 80 39 90 83  
 - Facebook : ESN InsiDijon  
 - Twitter : InsiDijon

Created in 2008, ESN InsiDijon is located on the campus of the University of Burgundy.

\* We have 4 goals :

- To help international students to fit in Dijon
- To disclose the French and Burgundian culture
- To support intercultural exchanges
- To promote the international mobility



#### « La carte ESN (Une valeur de 5€) »

<http://www.esncard.org/>

- Droit de participer à nos activités
- Prix spéciaux sur les voyages et les soirées
- Carte SIM offerte + 2€ de crédit
- Avantages bancaire avec LCL, 20€ offerts à l'ouverture d'un compte

\* More information by <http://dijon.ixesn.fr>

### ✚ Student associations - AgroSup Dijon

#### • The student associations

- The JAAC (AgroSup Dijon Student Company)
- The BDE: Bureau Des *Elèves* (the "Student Circle")
- The AS: Association Sportive (Sports association)
- The ACAD: Association Cheval d'AgroSup Dijon (Riding club)
- Solid'Agro: mission humanitaire (Humanitarian Aid Mission)
- The ASC: Association Sportive de la Formation Continue (Continuing Education Sports association)

#### • The engineer associations

- The AIE: Association des Ingénieurs de l'agroalimentaire (Engineer's Association - Agri-Food)
- The AITAD: Association des Ingénieurs de l'agronomie (Engineer's Association - Agronomy)

## AgroSup Dijon Alumni

This is the alumni association of AgroSup Dijon, ie the association of former students (about 6400). AgroSup Dijon Alumni aims to provide a link between graduates AgroSup Dijon and develop networks. Thus, the association offers a yearbook which combines the personal and professional details of graduates, with their function, to easily make contact with the seniors and find such an internship or exchange their career plans.

### \* After graduation, the new engineer has the opportunity to join Dijon Alumni AgroSup to:

- receive job posts from the school and the association; Alumni'jobs diffuse a hundred job opportunities for members each week
- receive the yearbook updated annually,
- receive the contact's newsletter, published in six months. This newsletter reflects the life of the school, association and brings the testimony of engineers and students; it echoes the concerns of engineers working in France and abroad,
- obtain preferential rates for meetings, meals, meetings.

#### Contacts

#### **AgroSup Dijon Alumni**

Alexandra DA SILVA et Gaëlle CHAUMIEN - Tour Déméter

03.80.77.40.96

email: [agrosupdijonalumni@agrosupdijon.fr](mailto:agrosupdijonalumni@agrosupdijon.fr)

## 3. Culture and Leisure

### : Cultural Card

- **New students in Dijon**

The card is valid from 1 September 2014 to 31 August 2015 for 5 € per year. It qualifies for a single price of 5.5 € per show (3.5 € for art and essay cinema), regardless of the starting rate announced and more than 800 shows in the city.

- **Where can you buy the card?**

Atheneum, Maison de l'Étudiant, Le Grand Dijon, Mairie de Dijon, Fnac Dijon

\* More information by [www.carteculture.fr](http://www.carteculture.fr)

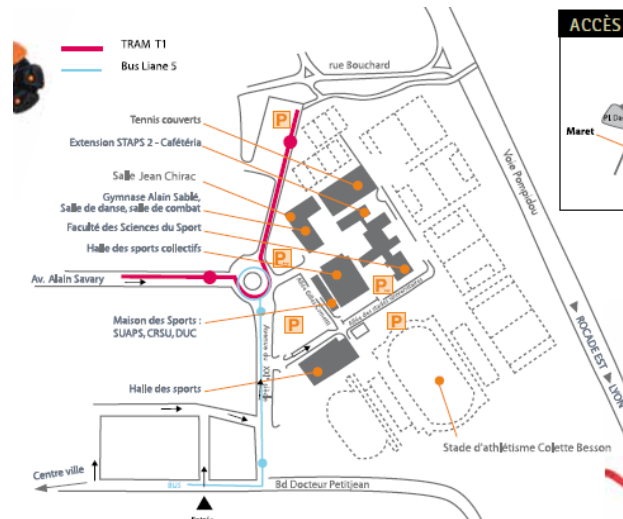
- **Cultural event hall**
  - Auditorium : <http://www.opera-dijon.fr/>
  - ZENITH : <http://www.zenith-dijon.fr/>
  - Grand Théâtre
- **Movie theater** (student rates : 3.5-7 €)
  - Le Darcy (8, place Darcy 21000 Dijon)
  - Devosge (6, rue Devosge 21000 Dijon)
  - Olympia (16, avenue du Marechal Foch 21000 Dijon)
  - Eldorado (21, rue Alfred-de-Musset 21000 Dijon)
  - Ciné Cap Vert (1, rue du Cap-Vert 21800 Quetigny)

## Sport

- **LE SUAPS (Service Universitaire des Activités Physiques et Sportives)**

: Water activities, dances, gymnastics, outdoor activities, individual activities, racquet sports, team sports, combat sports

**SUAPS Dijon / Maison des Sports**  
 BP 27877 – 21078 DIJON Cedex  
 Tel : 03 80 39 51 70  
 Fax : 03 80 39 51 88  
 email : suaps@u-bourgogne.fr  
<http://www.u-bourgogne.fr/-Presentation,131-.html>  
<http://www.u-bourgogne.fr/-Ou-faire-du-sport-.html>



- **Football Stadium : Stade Gaston-Gérard (Dijon Football Côte-d'Or) [www.dfco.fr](http://www.dfco.fr)**  
 9 rue Ernest Champeaux  
 21000 Dijon  
**Tel:** 03 80 65 09 65
- **Swimming pool : Piscine Olympique du Grand Dijon [www.piscineolympique-dijon.fr](http://www.piscineolympique-dijon.fr)**  
 Portes de Mirande  
 12 rue Bombard  
 21000 Dijon  
**Tel:** 03.80.27.04.60
- **Dijon Ice rink [www.dijon.fr](http://www.dijon.fr)**  
 1, boulevard Trimolet  
 21000 Dijon  
**Tel:** 08 99 96 53 90

## 4. Useful contacts

### International relations (Direction des Relations Europe et International (DREI))

AgroSup Dijon , Bâtiment Erasme, 21000 Dijon  
 email : [international.agrosupdijon@agrosupdijon.fr](mailto:international.agrosupdijon@agrosupdijon.fr)  
 Tél : 00 33 380 39 23 16 / Fax : 00 33 380 39 55 95

AgroSup Dijon  
 26 boulevard Petitjean  
 BP 87999 21079 – Dijon cedex France  
 Tel: +33 (0) 3 80 77 25 25  
 Fax: +33 (0) 3 80 77 25 00  
[www.agrosupdijon.fr](http://www.agrosupdijon.fr)