




OTEMON GAKUIN UNIVERSITY

Guide for International Exchange Students

Fall Semester 2018

Center for International Studies
Otemon Gakuin University





Contents

- | | |
|---|--|
| 1. Introduction of Otemon Gakuin University | 6. Information after Enrollment |
| Otemon Gakuin University p.2 | Academic Calendar/Important Dates p.10 |
| Location p.3 | Timetable/Classrooms/Facilities p.11 |
| Ibaraki City & Kansai Region p.4 | Health p.11-12 |
| Faculties and Departments p.5 | Center for International Studies p.12 |
| | E-mail/Internet p.12-13 |
| 2. Courses for Exchange Students p.6-7 | Housing p.13-14 |
| | Debit Cards/Credit Cards p.14 |
| 3. Inbound Exchange Student Scholarship p.7 | Telephones/Electricity/Post Office p.14-15 |
| | Departure Information p.15 |
| 4. Accommodation p.8 | Important Information p.15 |
| | Emergency Contacts p.15 |
| 5. Insurance p.9 | |
| | 7. Campus Map p.16 |
| | 8. Access Guide p.17-18 |



The Otemon Gakuin Educational Foundation, which started as an elementary school, was founded in 1888. Our educational foundation has now evolved into a comprehensive academic institution that extends from kindergarten through graduate school. Otemon Gakuin University is a university of the humanities and social sciences located in Osaka, Japan. The university was founded in 1966 and has been vigorously engaged in international exchange programs. Based on our educational principle of “We at Otemon strive to cultivate solid self-reliance and well-rounded interpersonal skills, in order to promote individual freedom and social harmony”, the university has sent out into the world many individuals equipped with international perspectives.

Location



The campus of Otemon Gakuin University lies in the suburb of Ibaraki City, Osaka. The city of Ibaraki, with a population of some 270,000, is centrally located between Japan's third largest business metropolis of Osaka and the ancient capital of Kyoto.

The campus is set among the green hills of the Hokusetsu area and has superb access to Kyoto, Osaka, and Kobe.

Ibaraki City & Kansai Region

Ibaraki City

Ibaraki City belongs to Osaka prefecture, the third largest prefecture next to Tokyo and Kanagawa (The population in Osaka Prefecture is 8,831,642 according to the statistics in 2017).

The city of Ibaraki, with a population of 281,675 in 2017, has been developed as a satellite city of Osaka and Kyoto, because of its convenient location, almost exactly the half way of the two attractive cities. There is a huge Expo Park, including museums such as the National Museum of Ethnology, and many different types of gardens, such as a traditional Japanese botanical garden and Zen garden.

Kinki and Kansai Region

Kinki Region ('Kinki Chiho')

It is the name of the area in the central part of Honshu Island, including Osaka, Hyogo, Kyoto, Shiga (near Lake Biwa), Mie, Wakayama, and Nara prefectures. It is the Nation's second most important industrial region.

Kansai Region ('Kansai Chiho')

A term loosely applied to the areas around the cities of Osaka, Kyoto, and Kobe. It is sometimes defined as a term equivalent to the *Kinki* region, but the latter is an official geographical designation with clearly defined boundaries. The term *Kansai* rather implies the cultural and historical backgrounds, the definitions of which has been changing over the years.

3 major cities in Kansai region

KYOTO



The capital of Japan for more than a thousand years, **KYOTO** is endowed with an almost overwhelming legacy of ancient Buddhist temples, majestic palaces and gardens of every size and description, not to mention some of the country's most important works of art, its richest culture and its most refined cuisine

OSAKA



OSAKA is Japan's second city and the heart of one of the largest metropolitan areas in the world, with nearly 20 million people. Historically the commercial capital of Japan, Osaka functions as one of the command centers for the Japanese economy

KOBE



KOBE is the sixth-largest city in Japan. Kobe was one of the cities to open for trade with the West following the end of the policy of seclusion and has since been known as a cosmopolitan port city with an international flavor, hemmed in by Mt. Rokko

Faculties and Departments



Faculty of Economics

- Department of Economics



Faculty of Management

- Department of Management
- Department of Marketing



Faculty of Regional Development Studies

- Department of Regional Development Studies



Faculty of Sociology

- Department of Sociology



Faculty of Psychology

- Department of Psychology



Faculty of International Liberal Arts

- Department of International Liberal Arts
- Department of Global Japanese Studies



Graduate School of Business Administration and Economics

- Graduate Course in Administration and Economics



Graduate School of Psychology

- Graduate Course in Psychology



Graduate School of Contemporary Culture and Society

- Graduate Course in Contemporary Sociology
- Graduate Course in International Liberal Arts



2. Courses for Exchange Students

Definition of Credit per Semester

1 Credit	Workload 45 hours
1 Session	1.5 hours (Counted as 2 hours for credit)
1 Semester	15 weeks (Each Spring and Fall)

Calculation of Credit

Lecture	2 Credits	2 hours x 15 weeks = 30 hours + Self Study 60 hours = Total 90 hours
Language	1 Credit	2 hours x 15 weeks = 30 hours + Self Study 15 hours = Total 45 hours

Japanese Language Courses (Non Credit-bearing)

Exchange students will take a placement test upon the completion of orientations. Based on the result of the placement test, experienced teaching staff will carefully assess students' language proficiency from beginner through advanced and structure curriculum to best accommodate their specific needs. All classes are conducted in a small group, creating an intimate interaction with teachers. **Classes are conducted daily on weekdays with 127.5 hours of instruction per semester for each level.**

Beginner

Designed for absolute beginners who wish to study Japanese as part of a cultural experience. Primary focus is placed on communicative skills in daily conversation. Students will be given many opportunities to come in contact with the diverse facets of Japanese culture and gain a basic understanding of Japanese.

Elementary

Designed to elevate language proficiency acquired at home institutions. Every effort is made to create a syllabus based on the curriculum and teaching materials used in home institutions. Consultation is made regularly to review each student's progress.

Intermediate

Designed to prepare intermediate students for more advanced-level communication, reading and writing courses. Students are expected to acquire language skills to voice their opinions in a variety of social settings with considerable fluency.

Advanced

Designed to help students attain advanced command of the four language skills: speaking, listening, reading and writing. Greater emphasis is placed on advanced reading and listening comprehension with socio-cultural competence. Upon the completion of the course, students are expected to have developed enough language proficiency to pass the Japanese Language Proficiency Test.

Japan Programs - Courses in English (Credit-bearing)

Since most of the regular academic courses are taught in Japanese and require a high command of Japanese language, Center for International Studies offers special academic content-based programs in English. All the courses cover a wide variety of topics related to Japan, both traditional and contemporary. The programs may vary every semester.

University regular courses (Credit-bearing)

Those who have attained a certain level in Japanese Language Proficiency Test (JLPT) are allowed to take university regular academic courses instructed in Japanese. (Please refer to the table below)

	Academic Content-based Classes	Academic Japanese
N1 N2	A wide range of academic subjects is available from each faculty as well as general education. * Some restrictions may apply	Intermediate and Advanced Japanese Reading & Listening Comprehension
N3		Intermediate Japanese Reading & Listening Comprehension

3. Inbound Exchange Student Scholarship

On the financial side, OGU offers all incoming exchange students monthly stipends to cover part of their accommodation costs this year. On top of this, additional scholarships are provided to those who have attained a certain level of Japanese language proficiency.

Housing Aid

This aid is paid to support exchange students for their housing expenses.

【Qualifications】

Inbound exchange students who must pay their own house rent in Japan are eligible for this aid.

【Monthly Stipend】

20,000 yen

【Payment period】

Spring semester	April – July	4 months
Fall semester	September – December	4 months
Full year	For above two semesters	8 months

Certified Japanese Language Proficiency Scholarship

This scholarship is additionally paid for inbound exchange students who have passed the prescribed examinations.

【Qualifications and Stipend】

Name of Test	Level	Monthly stipend
Japanese Language Proficiency Test (JLPT)	N2	20,000 yen
	N1	40,000 yen
Other Qualifications	Over 80 marks	20,000 yen

【Payment period】

This scholarship will start from the next month after the conditions have been satisfied. Payment period is the same as ‘Housing Aid.’ It is prohibited to receive both N2 and N1 scholarship under JLPT simultaneously.



4. Accommodation

The University does not have on-campus housing facilities. Students are provided with two housing options off campus.

Home-stay program

The University ties up with the agency 'Homestay in Japan,' which specializes in homestay business. The immersion experience with Japanese families can be the highlight of your stay as it gives exchange students maximum exposure to the local customs in real-life settings. The rate per night is JPY 2,862 (with 8% tax) and you will be provided with a private room with a desk and bedding (or futon). Breakfast and dinner are served on weekdays. The total housing cost for a semester (4 months) is



approximately JPY 400,000 with arrangement fee. Depending on the location of your family, you may need to pay approximately JPY 5,000 up to 10,000 per month for transportation (train) expense.

Please note that there may be certain house rules and curfews to observe. Students intending to sign up for the home-stay program are expected to respect wishes of the host families.

Private student-dorm

The University has a special contract with student dorms operated by a private organization. There are some types of dorms in the vicinity of Ibaraki. Each dorm offers a fully-furnished room with breakfast and dinner served daily except for Sundays and national holidays. The monthly rent, inclusive of utility bills and internet access charge, is JPY 48,000 to 75,500 as well as one-time expense of JPY 66,000 to 93,000 that covers insurance and other administrative and maintenance fees. Heating and lighting



expenses will be additionally charged besides monthly room-rent fee. The total housing cost for a semester (4months) is approximately JPY 279,600 up to 413,000. Depending on the location, you may need to pay approximately JPY 5,000 to 10,000 per month for transportation (train) expense. For those of you who prefer to have freedom and independence, the student dorms will provide an ideal option.

5. Insurance

Comprehensive Insurance for Students Lives

*All international students MUST be covered by comprehensive Insurance for Students Lives designed by Otemon Gakuin University. Please read the insurance policy and sign consent form as attached. **This insurance is only applicable for the duration of your stay in Japan after your purchase and does not indemnify yourself from any damages on route to/from Japan.***

National health insurance



In addition to the comprehensive insurance, all the exchange students registered for residential status (and staying longer than 3 months) are obligated to sign up for the Japan National Health Insurance after arrival in the municipal community of their residence. The program is administered through local governments and funded by participants' premiums, with subsidies from both the national and prefectural governments. Premiums vary, depending on such factors as the applicant's annual income earned in Japan and the number of dependents, with the minimum being approximately JPY 2,000 per month. International students, however, may apply for a reduction to the premium at the time of application by declaring that they have not received any income in Japan during the previous year. The maximum rate of reduction is 70%. The Japan National Health Insurance policy covers 70% of the cost of general medical and dental care and hospitalization, depending on where the insured resides and the policies of the local governments there.

Please note that Japanese health facilities generally do not accept foreign insurance policies in lieu of payment, so all fees for treatment and hospitalization must be paid in cash, in full before discharge from the hospital. Students covered by foreign policies are required to pay for all services immediately and to apply for reimbursement later from their particular insurance scheme. Those students, not covered by the Japan National Health Insurance, must have sufficient funds available for their immediate use in case hospitalization becomes necessary.

6. Information after Enrollment

Academic calendar

March	New Student Orientation starts (April Enrollment)
April	Spring Semester Begins
July	Spring Semester classes end Final Exams (Spring Semester)
August	Summer Break
September	New Student Orientation (September Enrollment) Fall Semester Begins
November	Otemon Gakuin University Festival
December	Winter Break
January	Fall Semester classes end Final Exams (Fall Semester)
February	Spring Break

Important Dates

Arrival date and time: To be announced

Students are strongly advised to arrive on the date and time designed by our international office. If students arrive earlier, they may have to arrange for their own accommodations. Homestay and student dorm accommodations will only be available from the announced date. There is a direct bus service from Kansai International Airport to Ibaraki City. Our Japanese student will meet you at the arrival gate at Kansai International Airport and our staff member will meet the students at a local airport bus stop in Ibaraki. (Refer to “Access Guide” in this booklet, Page 17)

Off-campus orientation: To be announced

Students will be taken out of campus to sign up for Japanese National Health Insurance and other government formalities required for international students.

On-campus orientation: To be announced

All the incoming students will meet at campus for on-campus orientation. The orientation will guide students to life in Japan, class schedule, campus facilities, extracurricular activities and many more.

Accommodation

Homestay and student dorm accommodations are only available until the end of semester.

Timetable

1	9:30 ~ 11:00
2	11:10 ~ 12:40
Lunch time	
3	13:20 ~ 14:50
4	15:00 ~ 16:30
5	16:40 ~ 18:10

The main gate opens at 6:00 am and is locked up at 11:00 pm every day.

[Important]

School is closed when typhoon hits North Osaka.
Check the latest announcement on University Website. (provided in only Japanese)

Classrooms

How to find a classroom?

Ex: Room 2303

“2”→Building number

“3”→Floor number

“03” →Room number

Campus Facilities

Library

The University Library holds a collection of some 450,000 volumes. The library reading rooms are furnished with computers allowing users easy access to Internet and audio visual equipment. The Teru Miyamoto Museum is annexed to the library to honor the award-winning novelist, Teru Miyamoto, who was among the first graduates of the university. In October 2007, the Australia Library was opened on the third floor, with a collection of 15,000 references donated by the Australia-Japan Foundation.

Open hours

- 9:20 am to 7:50 pm on weekdays (except public holidays/university holidays)
- 9:20 am to 5:00 pm on Saturdays
- To check the latest schedule, please visit <http://www.oullib.otemon.ac.jp>

Registration

You can borrow books with your student ID card.

How to find books you need

Librarians will be happy to help you at the library. So don't hesitate to ask.

If the library does not possess a book you need, you can request purchasing it. You will be able to find a notice on the bulletin board at the library entrance when it comes in. You can also request books which belong to other university libraries by just paying the shipping cost.



Cafeteria

The university takes great pride in its cafeteria. In a survey conducted by a prestigious newspaper, it won the 2nd prize in the category of university refectories. The cafeteria offers a wide selection of dishes, presenting students a great place to chat over lunch.

Directory

3F	<u>Seattle's Best Coffee</u>
2F	<u>Libre</u> Self-service restaurant with an a la carte menu
1F	<u>Gohanya Otemon Shokudo</u> Self-service restaurant with a set menu and some a la carte choices.
B1	<u>Madre</u> Self-service restaurant (primarily for secondary school students between and during semesters)

Health

Your well-being is essential to making the most of your exchange program. So please read this section carefully.

Flu Prevention

Take these everyday steps to protect your health



- Cover your nose and mouth with a tissue when you cough or sneeze.

Throw the tissue in the trash after you use it.

- Wear masks at congested places like airports, train stations and shopping malls as a measure to decrease the chance of transmission.

- Wash your hands often with soap and water, especially after you come home from outside. Alcohol-based hand cleaners are also effective.

- Avoid touching your eyes, nose or mouth. Germs spread this way.

- Try to avoid close contact with sick people.

AMDA

Association of Medical Doctors of Asia (AMDA) International Medical Information Center Kansai provides medical information for foreigners.

-Tel: 06-4395-0555

-Open Hours: Mon-Fri 9:00 a.m.- 5:00 p.m. (Closed Sat. Sun. and holidays)

-Languages available: English, Spanish (Mon-Fri), Portuguese, Chinese (Time is changeable. Call in advance).

OIS

Osaka Information Service for Foreign Residents (OIS) provides information including medical services to foreign residents.

-Tel: 06-6941-2297

-Open Hours: Mon-Fri 9:00 a.m.- 5:30 p.m. (Closed Sat. Sun, national holidays and Dec. 29-Jan. 3)

-Languages available: English, Korean, Chinese, Portuguese, Spanish, Filipino, Vietnamese and Thai

Health Centre

The Health Centre (*hoken shitsu* in Japanese) is located on the first floor of the Faculty Office Building where you can have a rest and/or get OTC medication from registered nurses when you feel unwell. First aid is also available.



Center for International Studies (C.I.S.)

Throughout your studies, you can get support from friendly staff members to make your stay at Otemon and in Japan as enjoyable as possible.

The University has an independent office, the Center for International Studies (C.I.S.), with its primary objectives being the expansion of partnerships with overseas institutions and the promotion of international exchanges with partner institutions. C.I.S. oversees the development and implementation of faculty and student exchange programs and short-term student seminars

Be sure to come to C.I.S. once a day and check your mail box. We put messages and information on schedule changes, etc. into your mail box.

C.I.S. organizes various events and activities for international students during the semester.

Contacts numbers for C.I.S.

072-641-9631 (during office hours)

072-641-9661 (out of office hours)

Business hours of C.I.S.

Mon-Fri: 9:10 am to 5:00 pm

*Closed on Saturday, Sundays, public holidays, unless the university is open, and other university holidays.

International Student Room

The International Student Room is located adjacent to C.I.S. It has 5 computers connected to the university network and books and reference material for international students and students intending to study abroad.

You can also meet other international students to exchange information and make friends.

E-mail/Internet

E-mail

All international exchange students will be provided with their own e-mail accounts at OGU. Your email address will be given by C.I.S. together with your ID and a password to log onto the university network on your first day at OGU.

Internet

- Desktop PCs are available at the International Student Room located next to C.I.S
- There is a computer room on the 2nd floor of the Central Building
- Wireless connection is available in classrooms and public space including cafeteria.

Housing

Japanese Customs at Homestay

Japanese Life Style

A homestay family will welcome you as a member of the family. So why don't you share this joy with them, help them at home, and try to make the most of your life in Japan?

At the Entrance

When entering a Japanese house, take off your shoes first.

Put on a pair of slippers if available (but not on Tatami-mats).

Bathroom

A Japanese-style bathroom is usually separated from the toilet, unlike a western bathroom. The typical Japanese bath has a tub deep enough for the bather to immerse the body up to the neck when sitting. Since the Japanese usually take a bath at night only, it might be better to ask your host family beforehand if you prefer to take a shower in the morning.

There are some specific manners when taking a Japanese bath. Since all the family members share the same tub of water, you should first rinse your body thoroughly before entering the tub to soak (there is a washing place and drain beside the bathtub).

Wash yourself with soap outside the bathtub and rinse off completely before you enter the tub again.

While taking a bath, you can use water both in a tub and from the tap. Please add some more hot water in a tub to reserve a sufficient quantity of water for the next person after you.

Before leaving the bathroom, make sure to put back the tub-cover on top to keep the tub water hot.

Toilet

Use toilet slippers when available.

Laundry

Whether you like or not, hanging out the washed laundry or airing out the futons on the balcony is a most common scene in Japan: Most households in Japan do not have own dryers. In your homestay program, you are supposed to do your own laundry, so ask your host mother how. Pay attention to where to dry your underwear so it will not be seen.

Bedding

If you have a chance to sleep in a Japanese futon, try it out. It's different. But remember to fold bedding quilts and the futon mattress separately and put them back into a closet when you get up in the morning.

Food

Your Host family will provide you with breakfast and dinner on weekdays.

If you are a vegetarian, allergic to some specific food, or have some strict restriction for food due to religious reasons, you will have to explain to your host family and to the C.I.S. staff in advance.

When you don't need a meal at home, tell your host mother in advance.

Please try to say "Itadakimasu" (meaning "I appreciate receiving this meal") when starting to eat, and "Gochisosama-(deshita)" (meaning "it was good and I appreciate it") when finishing.

Alcohol and Smoking

If you are a smoker, please give consideration to non-smoking family members. Don't drink an excessive amount of alcohol during your home stay.

Telephone Use

Please don't use the host family's phone, basically.

Please avoid making and receiving calls late at night and early in the morning. Using the phone for a long time would be obstructive to other incoming calls for the family.

Life

Please pay respect to your host family's way of living.

Life in Japan is considered to be safe, yet it is better not to walk on a dark street alone and to stay out late at night

If you are planning to come back late or stay overnight at any other place, tell your host family where you are going and when you are coming back in advance. Otherwise the family will be very worried about you.

Dormitory

For those who prefer freedom and independence, C.I.S. will render assistance in finding off-campus housing.

There are many types of accommodations available in the vicinity, including fully-furnished monthly apartments.

Direct Call	<ol style="list-style-type: none"> 1. Dial 0055 2. Dial your Credit Card Number 3. Follow the instructions available both in Japanese and English 	
Country Code	USA:1 Canada:1 France:33 UK:44 Germany:49 Mexico:52 Taiwan: 866	India:91 Australia:61 China:86 Bosnia:387 Korea:82 Sri Lanka:94 Spain: 34

Debit cards/Credit cards

All international students who receive our scholarships open bank accounts with Mitsui Sumitomo Bank.

ATM cards

Most ATM debit cards issued in a foreign country cannot be used at ATMs in Japan. Some debit cards have a relationship with Japanese companies but please check with your card company in advance. Also, there may be expensive transaction fees.

When you use credit cards, check the logos on your card with those on the ATM, for example the logo for Cirrus or Visa PLUS. Cirrus and Visa PLUS can now be used at most Post Offices. If your bank card logo does not appear on the poster, it is highly likely you cannot use your card at that machine.



Telephones

Public Pay Phone

Local Calls

You can use 10 yen and 100 yen coins or pre-paid telephone cards, which can be purchased at ticket shops.

International Calls

Major credit cards are accepted at any public pay phone or you can use pre-paid international call cards (KDD Super World Card), which you can buy at electrical retailers. Just follow the instructions attached with the card when you make a call.



Prepaid Mobile Phone

The briefing session of purchasing SIM cards by a mobile company 'GTN MOBILE.' will be held in our orientation. Some models may not be compatible. This is an optional session, so it is fine to buy it from another company by yourself.

The followings are the main mobile phone company in Japan.

DoCoMo:

<https://www.nttdocomo.co.jp/english/>

au by KDDI(Prepaid plan):

<http://www.au.kddi.com/english/mobile/product/prepaid/>

Softbank (Pre-paid plan)

http://www.softbank.jp/en/mobile/price_plan/prepaid/

Electricity

If you bring electric products, please be sure they will work in Japan. If not, you'll need to purchase a transformer in your home country before coming to Japan.

Basic Information about Japan

-Type of plug/ socket: A

-Voltage: 100 V

-Frequency: 60Hz



Post Office

There are many post offices all over Japan. They offer domestic mail services as well as international mail including EMS.

Ibaraki Ai Post Office

Phone: 072-641-1008

Open Hours: Mon –Fri 9:00 am - 5:00 pm.

It is only 3 minutes away from the university, walking down the street from the gate.

Ibaraki Central Post Office

Phone: 072- 624- 8705

Open Hours:

Mon –Fri: 9:00 a.m. -7:00 p.m.

* Open 24/7 for mailing

It is only 2 minutes' walk from the JR Ibaraki School Bus Stop.

Departure Information

Luggage restrictions

Please make sure you arrive at the airport early enough for check-in and that your luggage complies with the allowance posted by the airline, unless you are willing to pay extra baggage charges. Please refer to each airline's website for further information.

If your personal belongings exceed the free baggage allowance of your airline, it is strongly recommended that you ship extra luggage separately prior to your departure.

More information about international parcel post:

http://www.post.japanpost.jp/int/service/i_parcel_en.html

If you do not like traveling with a lot of luggage, you may make use of a baggage delivery service such as ABC, which will deliver your luggage from home to the airport for approximately JPY 2,000 per bag. A reservation by phone or website is required at least 3-4 days before your departure.

More information about the delivery service:

<http://www.jalabc.com/english/index.html>

Tel: 03-3545-1131

Important Information

Work

International exchange students are not allowed to have a part-time job except the job we offer.

However, exchange students who stay for 1 year, they can be allowed to work out of our university only in the second semester under our government rules.

If you temporarily depart from Japan...

You need to tell CIS beforehand and fill out the designated form.

When you are returning to your country...

Immigration Bureau requires schools to advise international students that they return to their home country after their exchange program is completed.

Otemon Gakuin University provide assistance for residential registration and enrollment in National Health Insurance after arrival. Before departure, we assist international students to withdraw residential registration and National Health Insurance.

Please bear in these regulatory requirements, and we ask international students to follow our advice on their arrival and departure.

Emergency contacts

Contact C.I.S. immediately, if possible during office hours. We can tell you what to do.

We advise you to be accompanied with someone who understands English when you see a doctor, because unfortunately most Japanese doctors do not speak good English.

If you cannot attend a class due to sickness, etc., please call C.I.S. immediately. Do not use email in emergency.

Contact numbers for C.I.S.

072-641-9631 (during office hours)

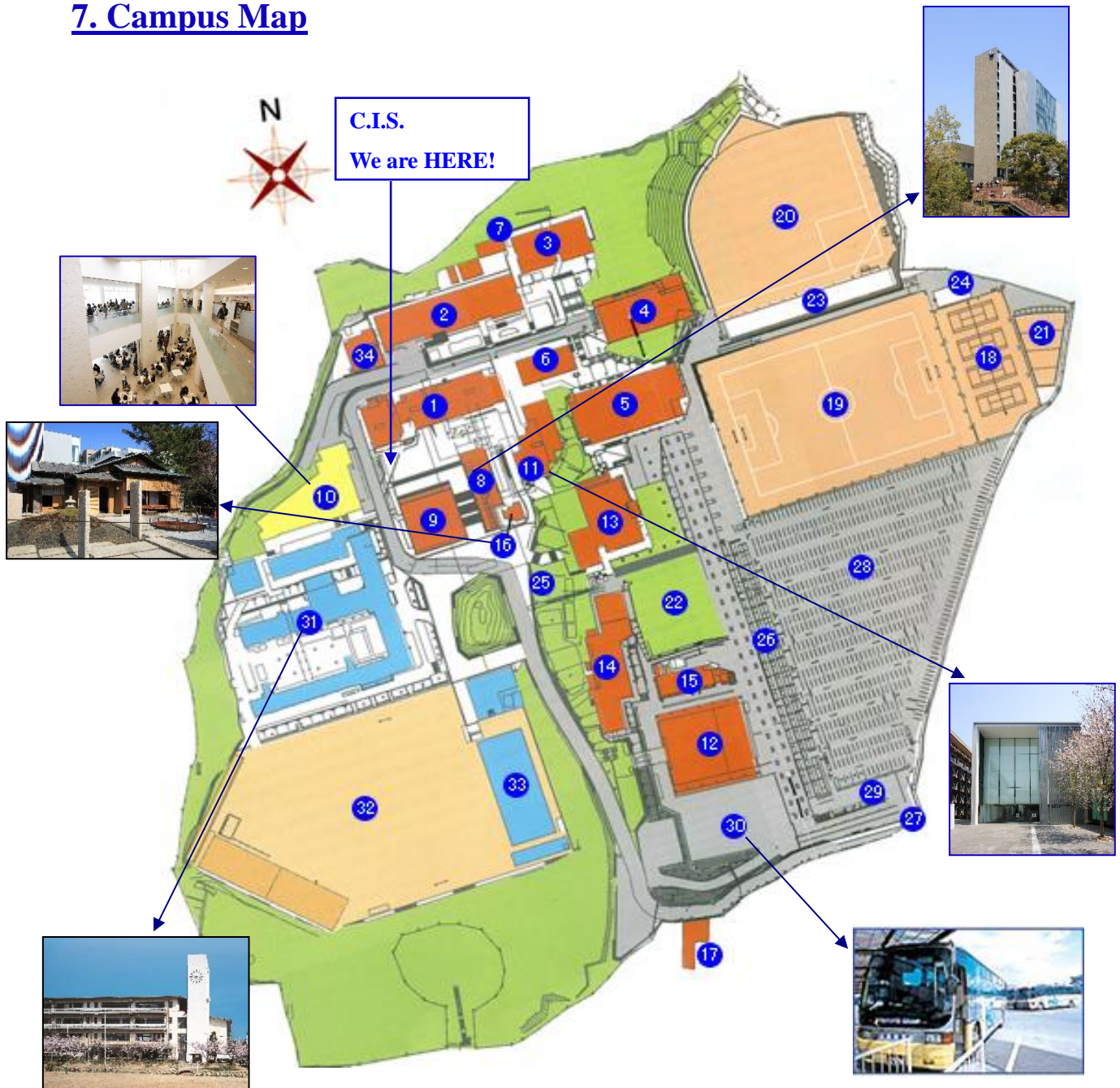
072-641-9661 (after office hours)

Business hours of C.I.S

Mon-Fri: 9:10 am to 5:00 pm

*Closed on Weekend and public holidays, unless the school is open and other university holidays. Please refer the academic calendar

7. Campus Map

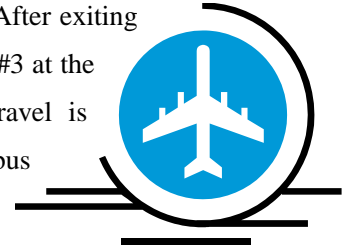


- | | | | |
|----------------------|-------------------------|----------------------------------|---------------------------------|
| 1 Building 1 | 9 Building 6 | 17 Psychological Research Center | 26 Bicycle Parking |
| 2 Building 2 | 10 Cafeteria | 18 Tennis Courts | 27 Main Gate |
| 3 Building 3 | 11 University Library | 19 20 32 Grounds | 28 Car Park |
| 4 Building 4 | 12 Gymnasium/Auditorium | 21 Golf Practice Range | 29 Security Office |
| 5 Building 5 | 13 Student Hall | 22 Lawn Square | 30 School Bus Stop |
| 6 Faculty Building | 14 Student Center | 23 Archery Field | 31 Junior/High School |
| 7 Faculty Building 2 | 15 Student Center 2 | 24 Exercise Hall | 33 Junior/High School Gymnasium |
| 8 Central Building | 16 Shorai-an | 25 Escalator | 34 Shogunyama Hall |

8. Access Guide

From Kansai International Airport (KIX)

There is a direct bus service from Kansai International Airport to Ibaraki. After exiting from the controlled area on the arrival level, please proceed to the bus stop #3 at the bus terminal right outside the airport building. The duration of the travel is approximately 70 to 80 minutes. One-way fare is JPY2,050. There are two bus stops touted to Hankyu Ibaraki and JR Ibaraki. When your accommodation is decided, we will advise you at which bus stop you should get off.



For the timetable, please refer to the following website.

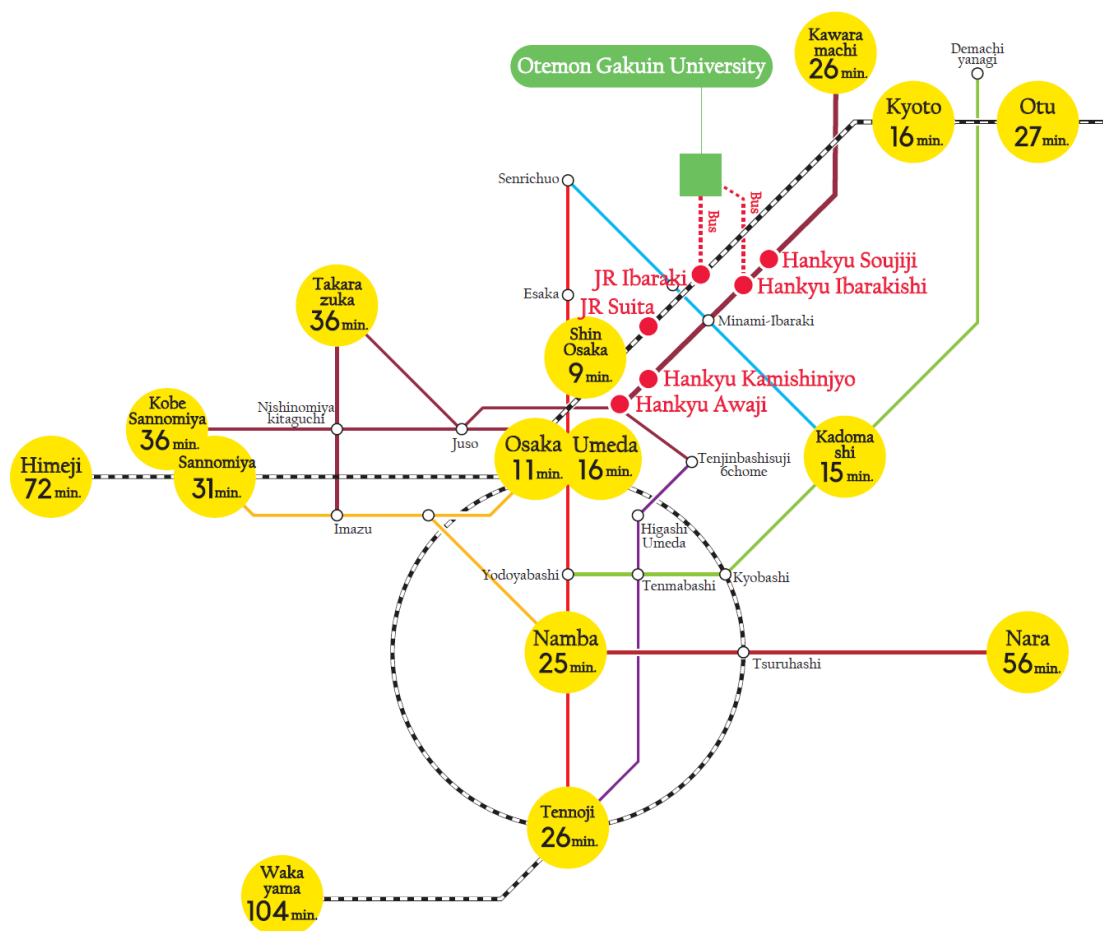
http://www.kate.co.jp/pc/e_time_table/e_jr_iba.html

There is another airport called Osaka International Airport (ITM). Contrary to its name, only domestic flights are operated at the airport. Due to the inconvenient access from the airport to Ibaraki, we strongly recommend that you arrange a flight that arrives at Kansai International Airport (KIX).

From Kansai International Airport (Bus stop No.3)

Kansai Airport Terminal 1 (from)	Hankyu Ibaraki (to)	JR Ibaraki (to)	Kansai Airport Terminal 1 (from)	Hankyu Ibaraki (to)	JR Ibaraki (to)
6:40	7:50	8:00	15:00	16:10	16:20
7:50	9:00	9:10	16:00	17:10	17:20
8:40	9:50	10:00	17:30	18:40	18:50
9:20	10:30	10:40	18:50	20:00	20:10
10:00	11:10	11:20	19:50	21:00	21:10
10:50	12:00	12:10	20:50	22:00	22:10
11:50	13:00	13:10	21:50	23:00	23:10
12:50	14:00	14:10	22:40	23:50	0:00
14:10	15:20	15:30			

Train Map



School Bus

School buses run from JR Ibaraki Station and Hankyu Ibaraki-shi Station to improve the convenience of getting to and from the campus. Also a Hankyu bus, operated by a private company, runs from JR Ibaraki Station to the campus

From Hankyu Ibaraki Station



From JR Ibaraki Station



When the school buses are not in service

Sundays and public holidays

Take a No.88 bus for “Ai Danchi / Otemon Gakuin Mae” from the bus stop 3 outside the west exit of JR Ibaraki Station and get off at the final bus stop “Otemon Gakuin Mae.”



OTEMON GAKUIN

<https://www.otemon.ac.jp/>

Center for International Studies

Otemon Gakuin University

2-1-15 Nishiai Ibaraki, Osaka 567-8502 Japan
TEL: +81-72-641-9631 / FAX: +81-72-643-5651